



# Model 2DM

2" SUBMERSIBLE SEWAGE PUMP

### FEATURES

**Casing:** Corrosion resistant AISI 304 SS designed for long lasting performance

**Impeller:** AISI type 304 stainless steel construction; two vane non-clog design for maximum pumping efficiency

**Mechanical Seal:** Drive lube silicon carbide sealing faces; all metal components of AISI type 300 stainless steel running in protected oil chamber

**Elastomers:** BUNA-N

**Pump Support Feet:** Motor shell and lifting handle: Constructed of AISI type 304 series stainless steel

**Shaft:** AISI type 304 stainless steel high strength pump shaft with keyed and locking cap screw impeller fastening

**Discharge:** 2" NPT for horizontal connection to rigid, flexible or guide rail piping connection

### APPLICATIONS

Non-clog submersible sewage pumps for simplex and duplex installations in small lift stations, drainage systems or raw water applications requiring solids handling capability of 2" diameter made specifically for:

- Homes and farms
- Mobile home parks and motels
- Schools and hospitals
- Municipal package systems
- Industrial treatment systems
- Dewatering applications

Component	Material
Pump body and motor casing	Stainless steel (AISI 304)
Impeller	Stainless steel (AISI 304)
Lower mechanical seal	Silicon carbide/silicon carbide
Upper lip seal	Nitrile rubber
Motor Shaft	Stainless steel (AISI 304)
Handle	Nylon

### SPECIFICATIONS

#### Pump:

- 2" discharge
- Solid size: 2" solids
- Capacities: to 175 U.S. GPM (41 m<sup>3</sup>/h)
- Total heads: to 47 feet TDH (14 m)
- Temperature: 104°F (40°C) continuous, 140°F (60°C) intermitten
- Maximum submergence: to 17 feet (5 m)
- AISI 304 SS casing
- AISI 304 SS impeller
- Continuous duty rated, non-overloading motor

#### Motor:

- Single phase: 60 Hz, 3450 RPM; ½ to 1 HP, 230 V
- Three phase: 60 Hz, 3450 RPM, ¾ to 1½ HP, 230 and 460 V
- Non-overloading
- Air-filled, class F insulated motor
- Thermal overload protection: built-in with automatic reset on single phase, 230 V models
- Three phase models require external overload in panel
- Power cord: 20 feet long
- Single phase 230 V models are supplied with molded NEMA plugs and built-in capacitors
- Three phase models are supplied with bare leads
- Float controls: optional, see accessory section for simplex or duplex system requirements
- Rotation is clockwise when viewed from top
- CSA listed (Three phase only)

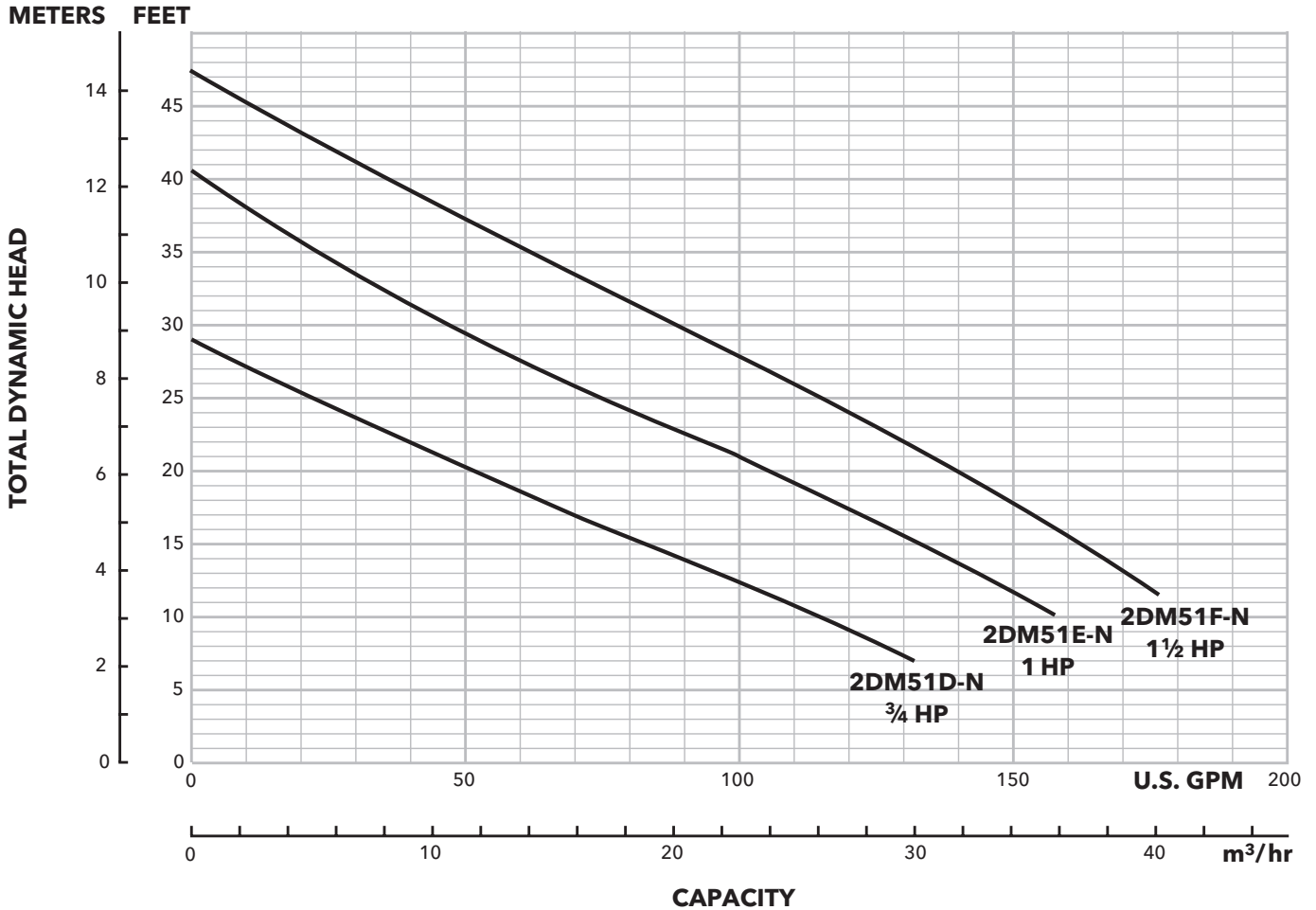
#### AGENCY LISTINGS (Three phase only)



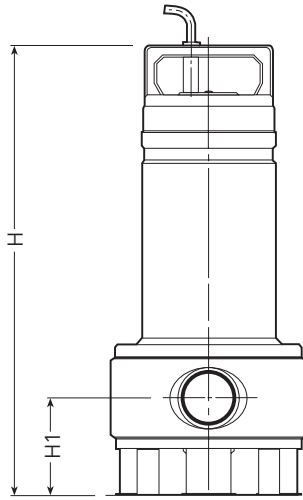
Tested to UL 778 and CSA 22.2 108 Standards  
By Canadian Standards Association  
File #LR38549

### MODEL INFORMATION

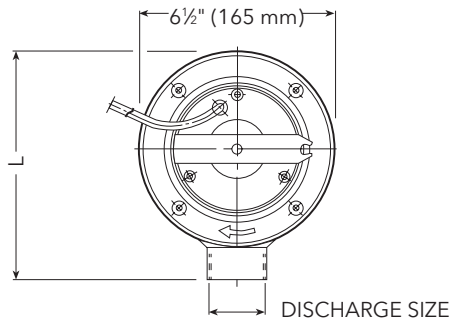
Order Number	HP	Volts	Phase	RPM	Maximum Amps	Start Amps	Capacitor uF/V	Resistance Start/ Line-Line	Cord Length	Discharge Connection	Solids	Weight (Lbs.)
2DM51D1NA	¾	230	1	3450	5.4	27.2	22/450	4.4 / 1.9	20'	2"	2"	30
2DM51D3NA			3		3.4	24.9	NA	NA / 6.0				25
2DM51D4NA		460	1.7		12.7	NA	NA / 7.8	25				
2DM51E1NA	1	230	1		7.0	30.6	30/450	4.2 / 1.9				34
2DM51E3NA			3		4.4	29.8	NA	NA / 5.3				30
2DM51E4NA		460	2.2		15.2	NA	NA / 6.6	30				
2DM51F3NA	1½	230	3		5.6	39.2	NA	NA / 3.7				32
2DM51F4NA					460	2.8	19.9	NA				NA / 4.8



## DIMENSIONS



Series	HP	Phase	Dimensions in inches (mm)			Discharge Size	Wt. (lbs.)
			H	H1	L		
2DM	¾	3	17¼ (438)	4⅝ (111.5)	7¾ (198)	2"	25
		1	18 (458)				30
	3	30					
	1	34					
	1½	3	18⅓ (478)				32



### AGENCY LISTINGS (Three phase only)



Tested to UL 778 and CSA 22.2 108 Standards  
By Canadian Standards Association  
File #LR38549

**xylem**  
Let's Solve Water

Xylem Inc.  
Phone: (866) 325-4210  
Fax: (888) 322-5877  
[www.xylem.com/goulds](http://www.xylem.com/goulds)

Xylem is a registered trademark of Xylem Inc. or one of its subsidiaries.  
Goulds is a registered trademark of ITT Manufacturing Enterprises LLC and is used under license. All other trademarks or registered trademarks are property of their respective owners.  
© 2022 Xylem Inc. B2DM R4 September 2022