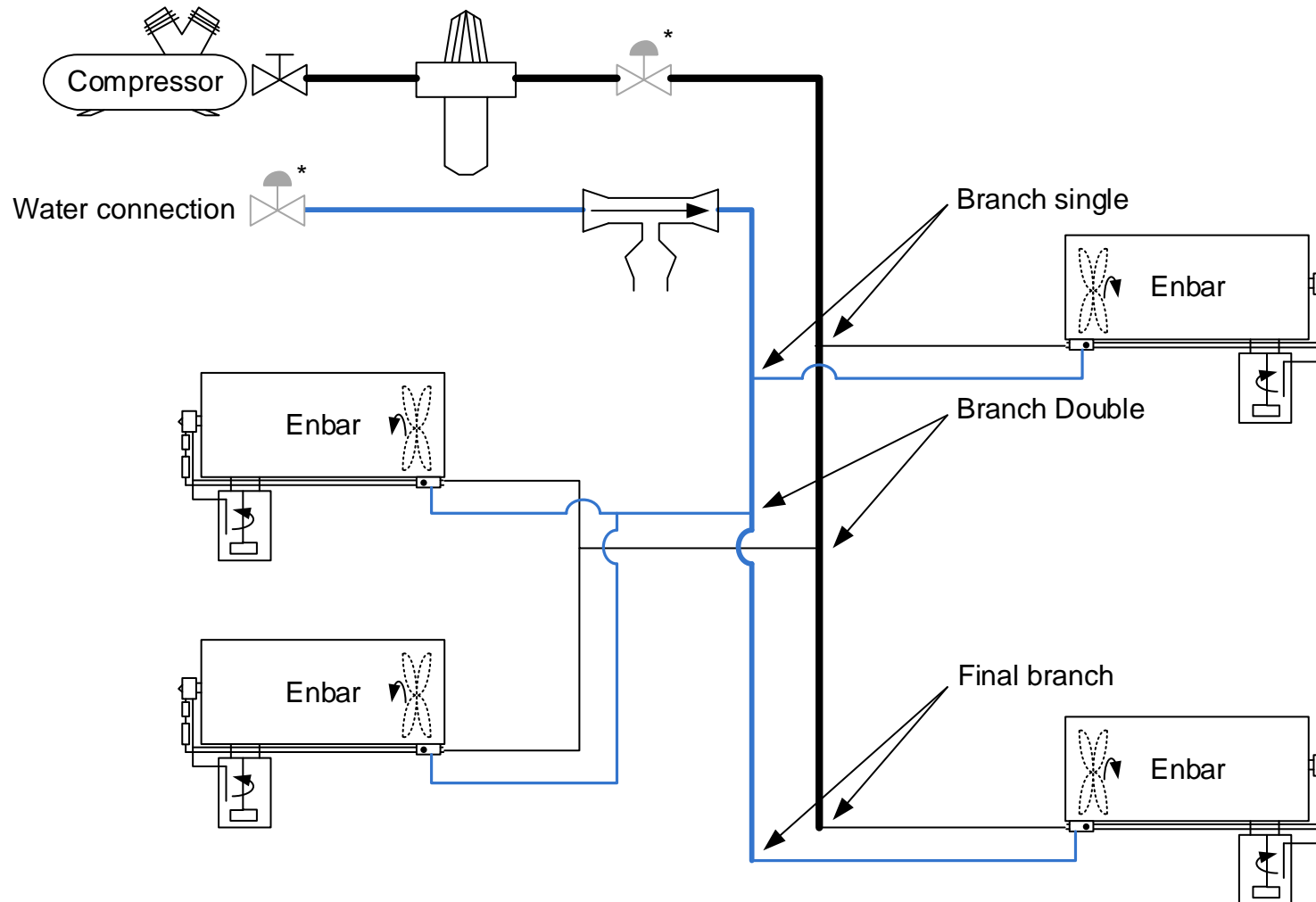


# Overview

Air- and waterconnections  
Enbar U1 en U2 installations



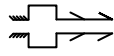
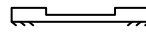
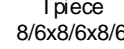

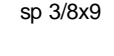
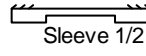
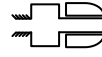

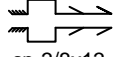
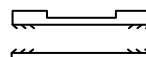


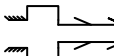
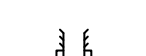
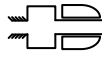



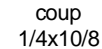

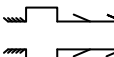

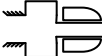



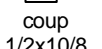



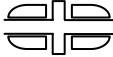

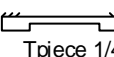

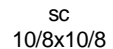



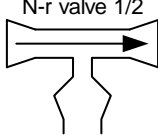


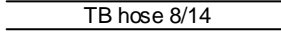

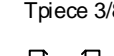
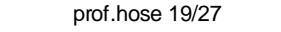


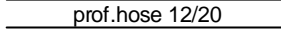
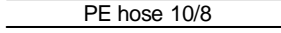
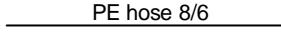


\* = The solenoid valve is installed on the Enbar when the type U1 is selected. This valve, marked with an asterisk, is not necessary anymore.

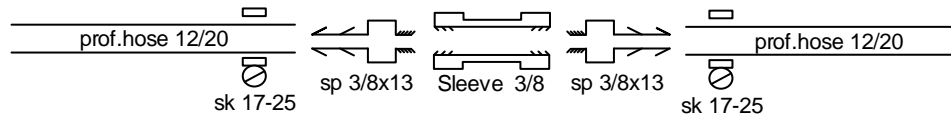
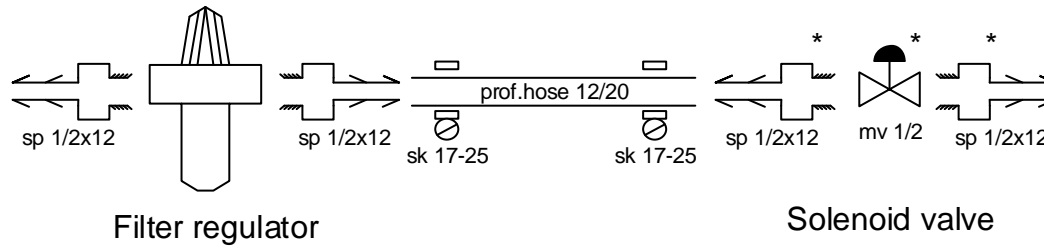
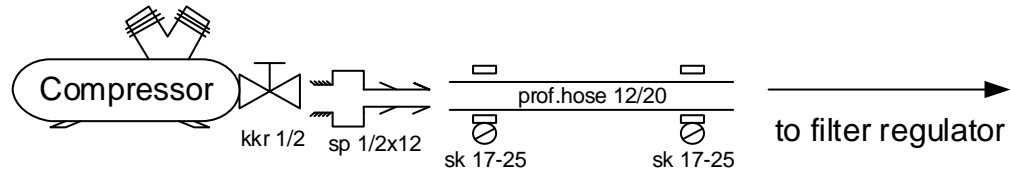
Other parts with an asterisk in this document can be neglected as well.

No rights can be derived from this overview.

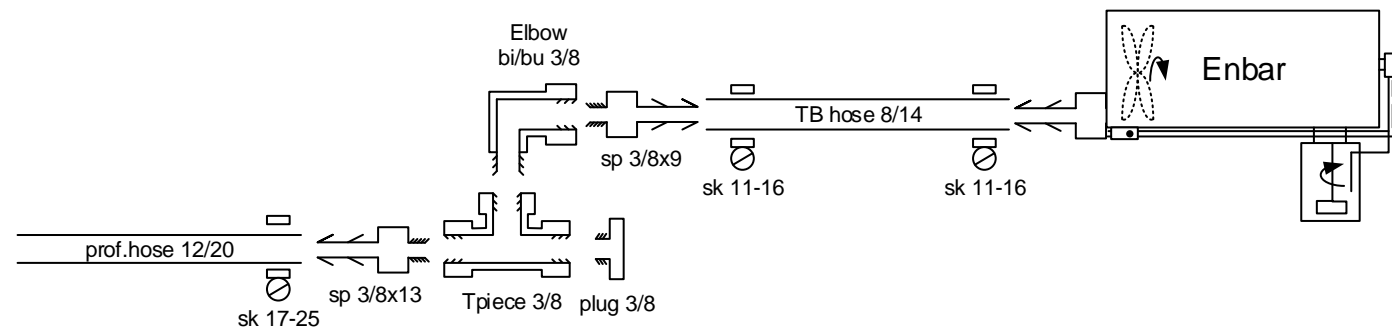
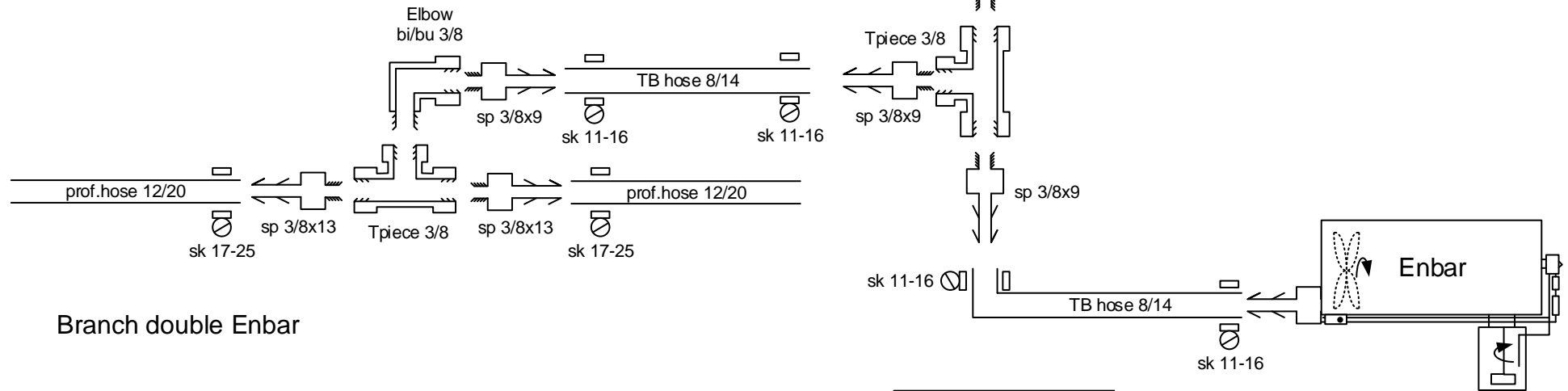
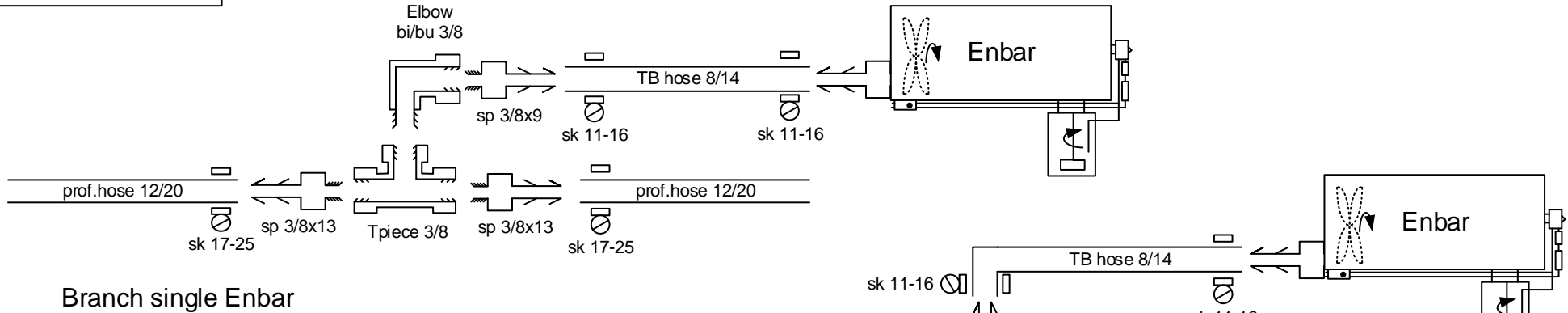
# Legenda

|   |   |   |  |   |   |   |   |
|---|---|---|--|---|---|---|---|
|    | T-piece push-in<br>8/6 x 8/6 x 8/6<br>AE nr. 61022420     |    | Hose clamp<br>11mm – 16mm<br>AE nr. 65021120 |    | Hose coupling<br>9mm x 3/8"<br>AE nr. 61018500  |    | Sleeve 1/2"<br>AE nr. 61012760                        |
|    | Tpiece<br>8/6x8/6x8/6                                     |    | sk 11-16                                     |    | sp 3/8x9  |    | Sleeve 1/2  |
|    | Push-in coupling<br>1/4" x 8/6<br>AE nr. 61019520         |    | Hose clamp<br>17mm – 25mm<br>AE nr. 65021180 |    | Hose coupling<br>13mm x 3/8"<br>AE nr. 64001280 |    | Sleeve 3/8"<br>AE nr. 61012740                        |
|    | coup<br>1/4x8/6   |    | sk 17-25                                     |    | sp 3/8x13                                       |    | Sleeve 3/8  |
|    | Push-in coupling<br>1/4" x 10/8<br>AE nr. 61019560        |    | Hose clamp<br>22mm – 30mm<br>AE nr. 65021200 |    | Hose coupling<br>12mm x 1/2"<br>AE nr. 64001360 |    | Elbow<br>3/8"<br>AE nr. 61016740                      |
|    | coup<br>1/4x10/8  |    | sk 22-30                                     |    | sp 1/2x12                                       |    | Elbow<br>bi/bu 3/8                                    |
|    | Push-in coupling<br>1/2" x 10/8<br>AE nr. 61019600        |    | Plug 1/2"<br>AE nr. 61015180                 |    | Hose coupling<br>20mm x 1/2"<br>AE nr. 64001400 |    | Ball valve 1/2"<br>AE nr. 66000140                    |
|    | coup<br>1/2x10/8  |    | plug 1/2                                     |    | sp 1/2x20                                       |    | kkv 1/2   |
|   | Straight coupling<br>10/8 x 10/8<br>AE nr. 61020440       |    | Plug 3/8"<br>AE nr. 61015160                 |    | Tpiece 1/4"                                     |    | Solenoid valve 1/2"<br>AE nr. 63012181                |
|  | sc<br>10/8x10/8   |   | plug 3/8                                     |   | Tpiece 1/4"                                     |    | mv 1/2  |
|  | N-r valve 1/2<br>Non-return valve 1/2"<br>AE nr. 66005762 |  | plug 1/4<br>AE nr. 61015140                  |  | Tpiece 3/8"                                     |  | Technobel hose<br>inner 8 outer 14<br>AE nr. 65006200 |
|   |   |  | Reducer 1/2" - 3/8"<br>AE nr. 61013180       |  | Tpiece 1/2"                                     |  | Prof. hose<br>inner 19 outer 27<br>AE nr. 65000140    |
|   |   |  | vr 1/2-3/8                                   |  | Tpiece 1/2"                                     |  | Prof. hose<br>inner 12 outer 20<br>AE nr. 65000120    |
|   |   |   |  |   |   |  | PE hose<br>inner 8 outer 10<br>AE nr. 61061400        |
|   |   |   |  |   |   |  | PE hose<br>inner 6 outer 8<br>AE nr. 61061100         |

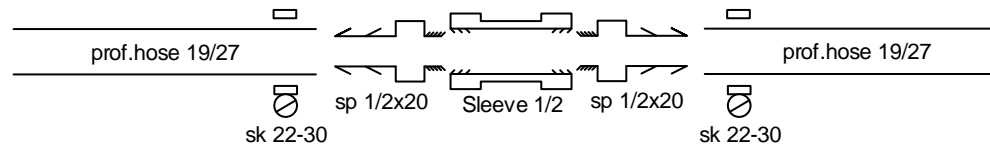
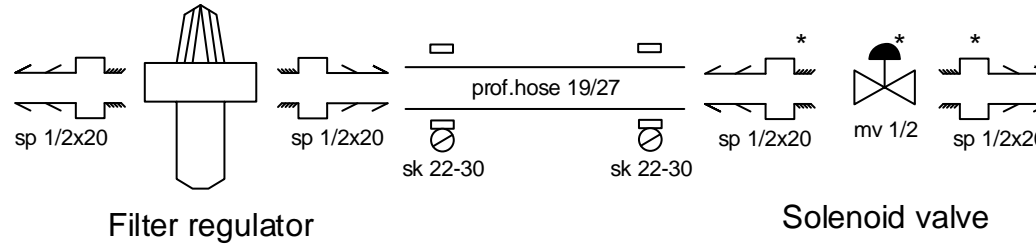
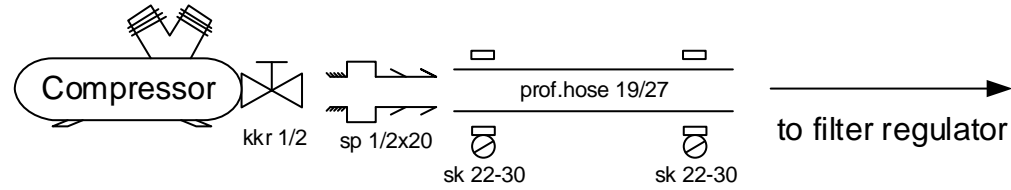
AE nr. = article number at Van der Ende Pompen B.V.



Connector



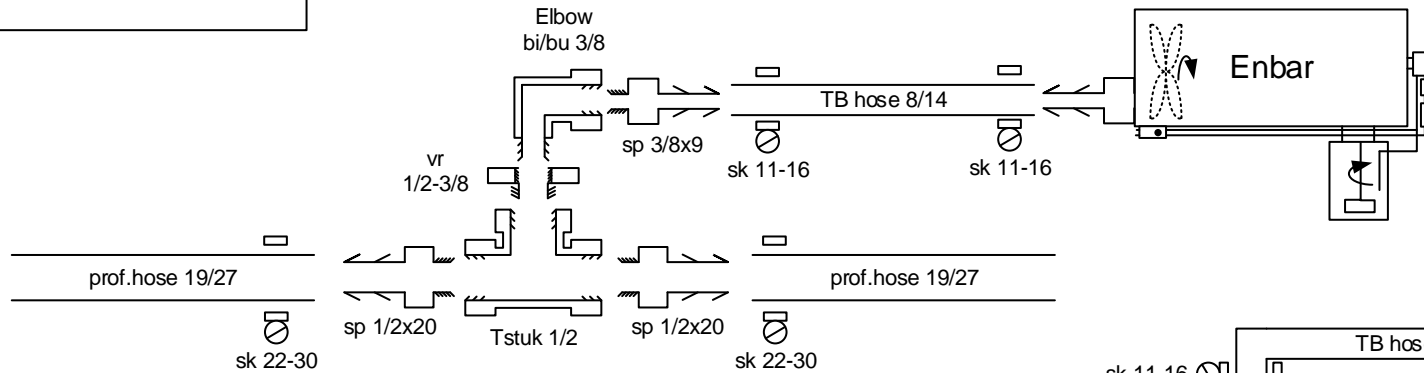
# Air connection



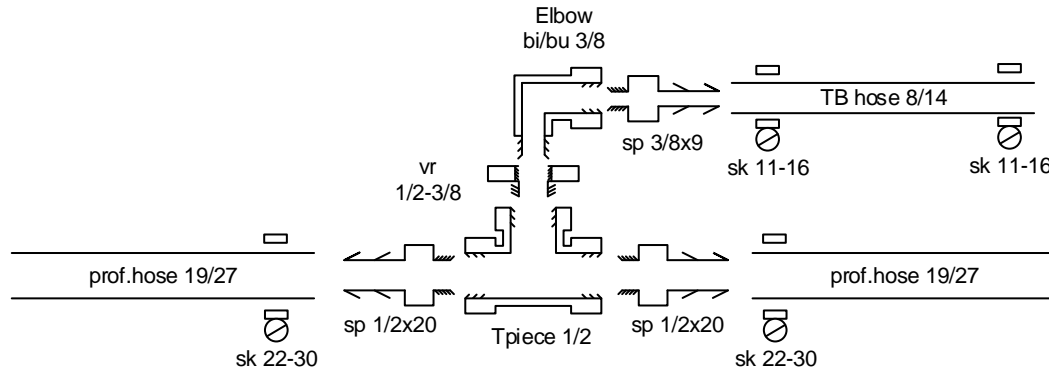
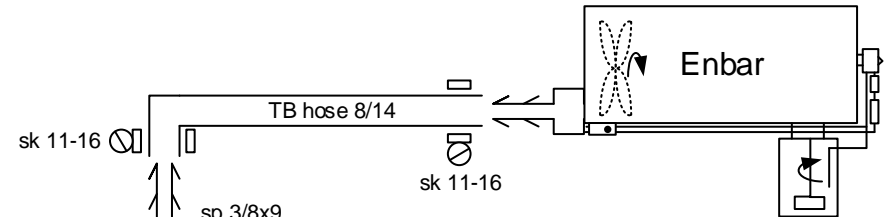
Connector

From 8 units or more

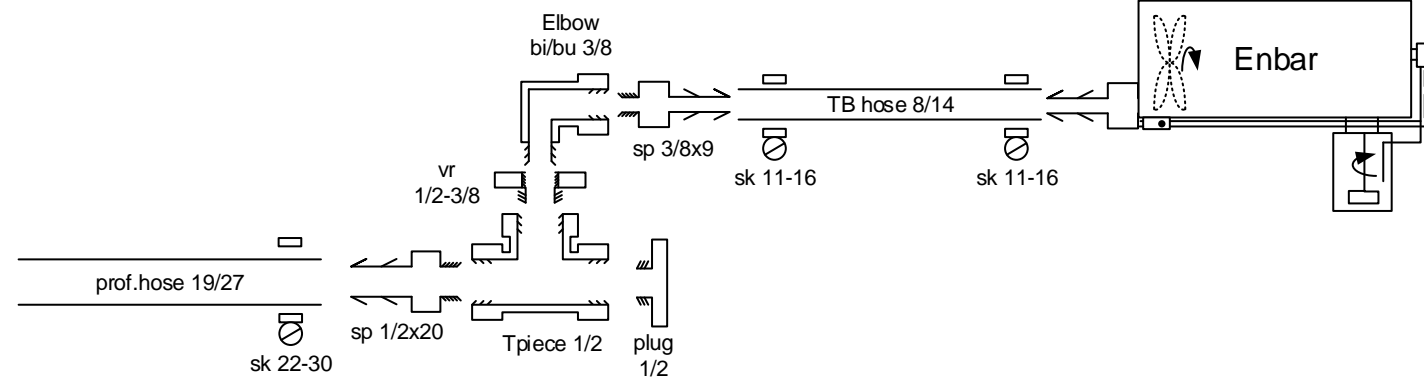
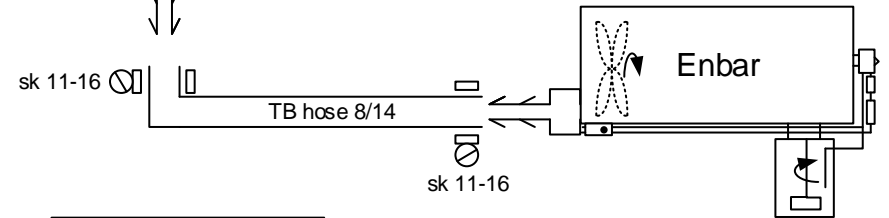
# Air connection



Branch single Enbar



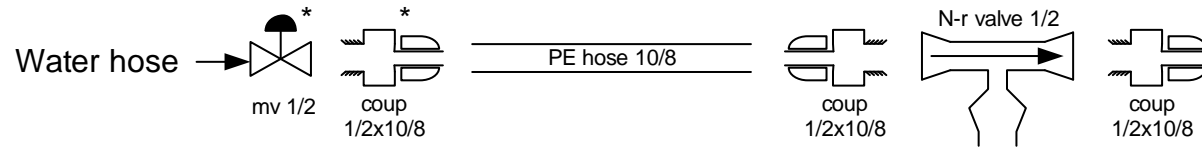
Branch double Enbar



Final branch

No rights can be derived from this overview.

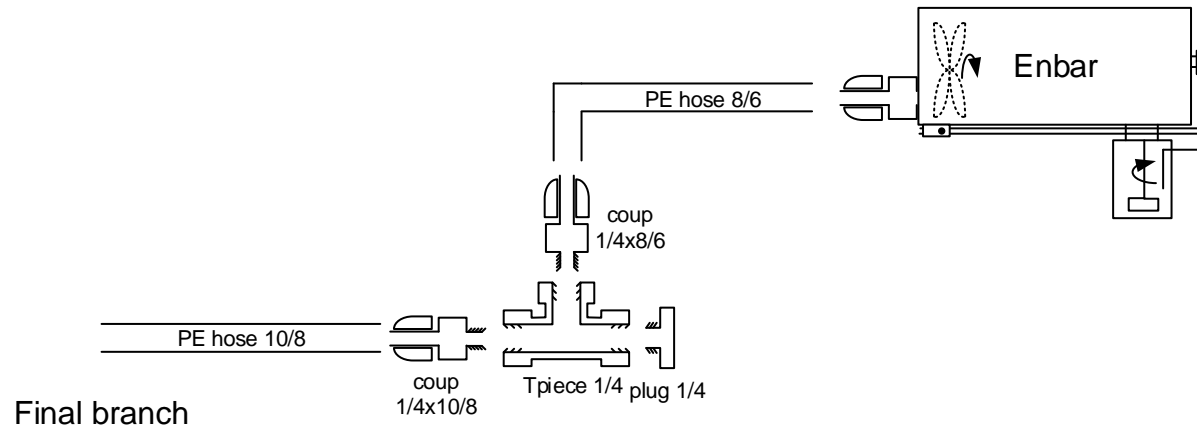
# Water connections



Non-return valve 1/2"



Connector



# Water connection

